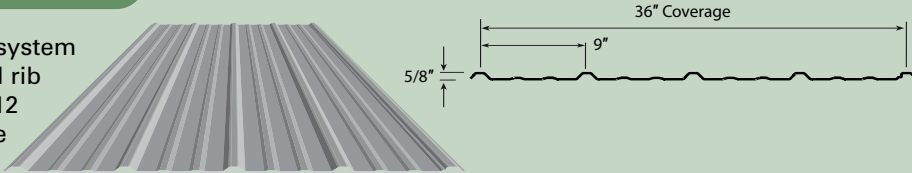


Panel Profiles

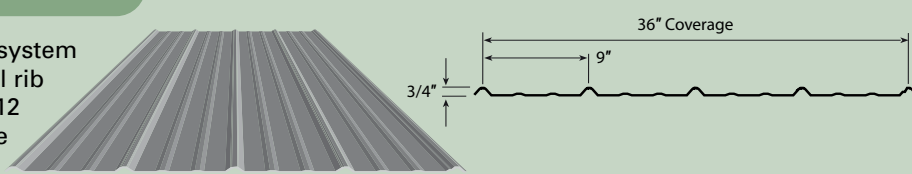
Pro-Panel II®

- Exposed fastened system
- Flat top trapezoidal rib
- Minimum slope 3:12
- 36" panel coverage
- 26 & 29 gauge



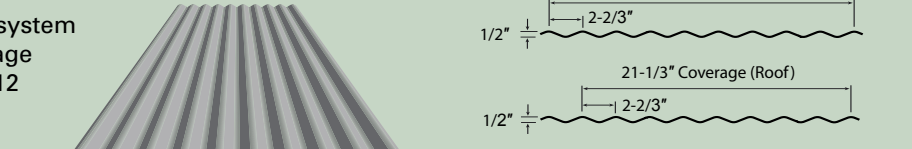
Classic Rib®

- Exposed fastened system
- Bell top trapezoidal rib
- Minimum slope 3:12
- 36" panel coverage
- 26 & 29 gauge



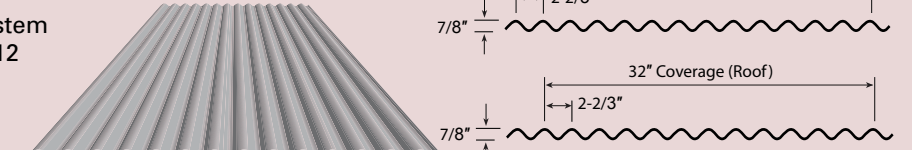
2.5" Corrugated

- Exposed fastened system
- 21-1/3" roof coverage
- Minimum slope 3:12
- 26 & 29 gauge
- 1/2" rib height



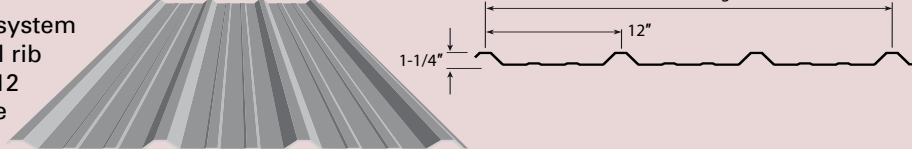
7/8" Corrugated

- Exposed fasten system
- Minimum slope 1:12
- 32" roof coverage
- 26 & 24 gauge
- 7/8" rib height



PBR-Panel

- Exposed fastened system
- Flat top trapezoidal rib
- Minimum slope 1:12
- 36" panel coverage
- 26 & 24 gauge



IC72-Panel

- Exposed fastened system
- Flat top trapezoidal rib
- Minimum slope 1:12
- 36" panel coverage
- 26 & 24 gauge

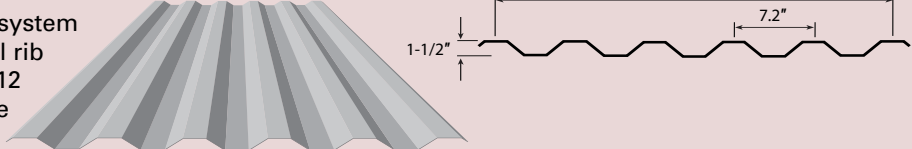
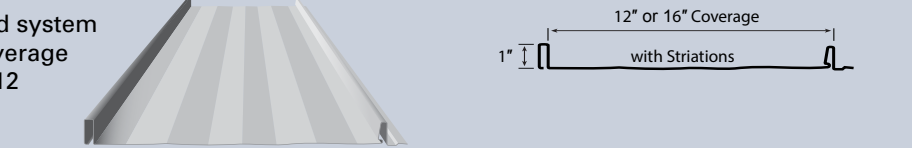


Image II™

- Concealed fastened system
- 12" or 16" roof coverage
- Minimum slope 3:12
- 24 & 26 gauge
- 1" rib height



Vertical Seam

- 12", 16" or 18" roof coverage
- Concealed clip fastened system
- Minimum slope varies
- 1-3/4" rib height
- 24 & 26 gauge



Standard Flashings and Trims

14" Universal Ridge

29 ga. 42023xx



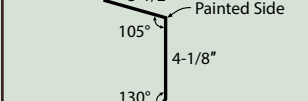
W-Valley

29 ga. 42079xx 26 ga. 55018xx



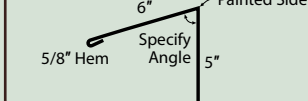
Eave Molding

29 ga. 42048xx 26 ga. 44048xx



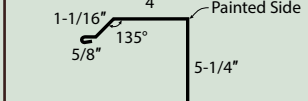
Peak Trim

29 ga. 42675xx 26 ga. 55022xx



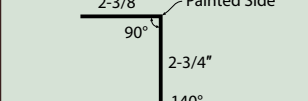
5.25" Gable Trim

29 ga. 42060xx 26 ga. 44060xx



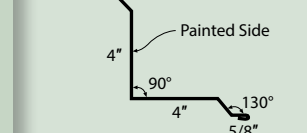
Rake Trim

29 ga. 42071xx 26 ga. 44071xx



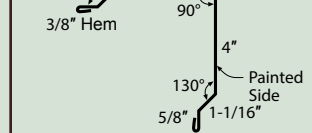
Inside Corner

29 ga. 42063xx 26 ga. 55935xx



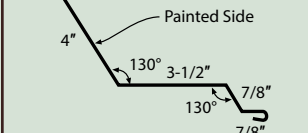
Outside Corner

29 ga. 42163xx 26 ga. 55935xx



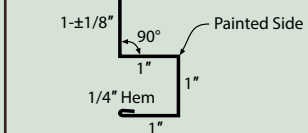
Universal Endwall

29 ga. 42077xx 26 ga. 44063xx



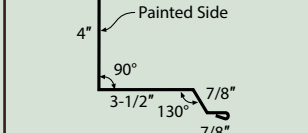
Base Mold

29 ga. 42040xx 26 ga. 44039xx



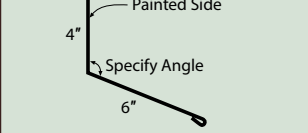
Universal Sidewall

29 ga. 42078xx 26 ga. 44078xx



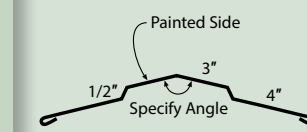
Pitch Break

29 ga. 53046xx 26 ga. 55048xx



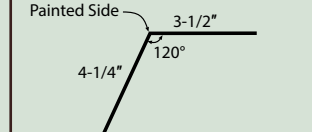
Denver Residential Ridge

29 ga. 53001xx 26 ga. 53002xx



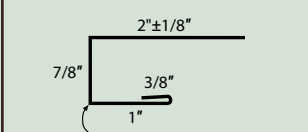
Universal Gambrel Flashing

29 ga. 42524xx 26 ga. 44524xx



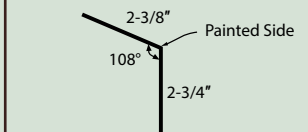
Jamb Trim

29 ga. 42274xx 26 ga. 44274xx



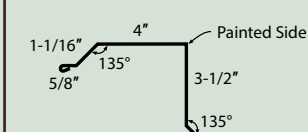
Denver Eave

29 ga. 42232xx 26 ga. 44232xx



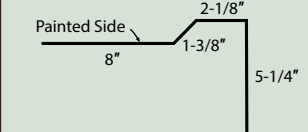
3.5" Gable Trim

29 ga. 42214xx 26 ga. 44214xx



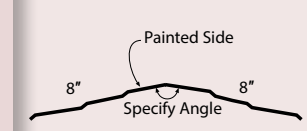
Prow Flashing

29 ga. 42670xx 26 ga. 44670xx




Universal Ridge

26 ga. 55010xx 24 ga. 58010xx



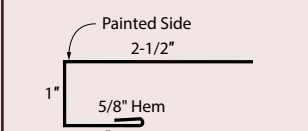
11" Universal Hip/Ridge

26 ga. 55002xx 24 ga. 58002xx



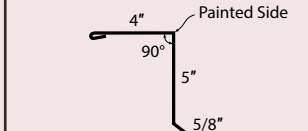
7/8" Jamb Trim

26 ga. 55351xx 24 ga. 58351xx



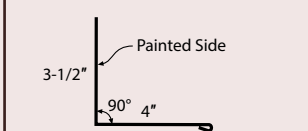
Rake Trim

26 ga. 55034xx 24 ga. 58034xx



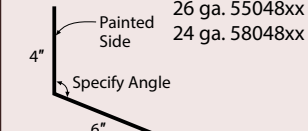
Rakewall

26 ga. 55056xx 24 ga. 58056xx



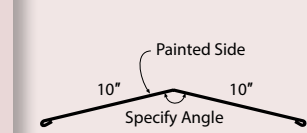
Pitch Break

29 ga. 53046xx 26 ga. 55048xx 24 ga. 58048xx



20" Universal Hip/Ridge

26 ga. 55006xx 24 ga. 58006xx



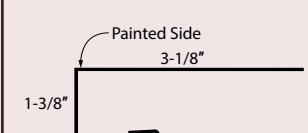
1-1/4" Base Trim

26 ga. 55138xx 24 ga. 58138xx



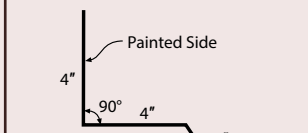
PBR Jamb Trim

26 ga. 55208xx 24 ga. 58208xx



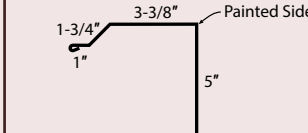
PBR Sidewall

26 ga. 55902xx 24 ga. 58902xx



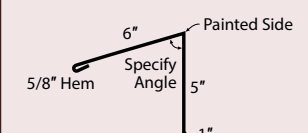
PBR Residential Rake

26 ga. 55904xx 24 ga. 59904xx



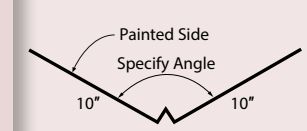
Peak Trim

26 ga. 55022xx 24 ga. 58022xx



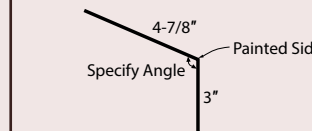
W-Valley

26 ga. 55018xx 24 ga. 57019xx



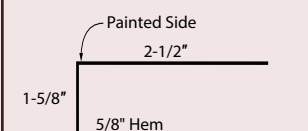
Eave Trim

26 ga. 55069xx 24 ga. 58069xx



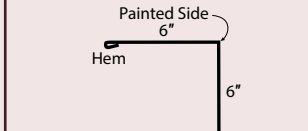
IC72 Jamb Trim

26 ga. 55406xx 24 ga. 58406xx



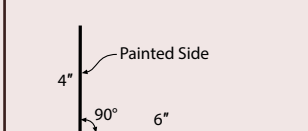
IC72 Rake Trim

26 ga. 55400xx 24 ga. 58400xx



SSR Rakewall

26 ga. 55777xx 24 ga. 58777xx



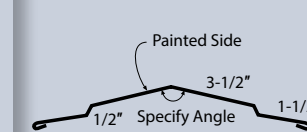
1-5/8" Base Trim

26 ga. 55140xx 24 ga. 58140xx



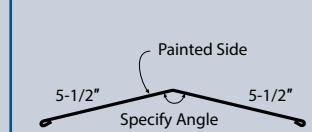
10" Step Ridge

26 ga. 55947xx 24 ga. 58947xx



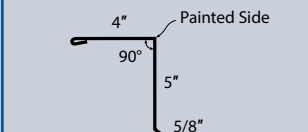
11" Universal Hip/Ridge

26 ga. 55002xx 24 ga. 58002xx



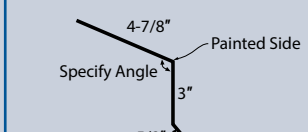
Rake Trim

26 ga. 55034xx 24 ga. 58034xx



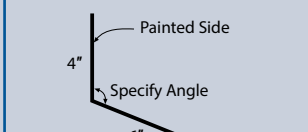
Eave Trim

26 ga. 55069xx 24 ga. 58069xx



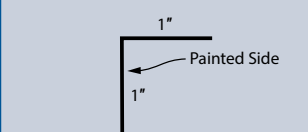
Pitch Break

26 ga. 55048xx 24 ga. 55048xx



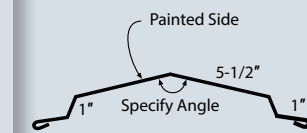
1" Z-Closure

26 ga. 55603xx 24 ga. 58603xx



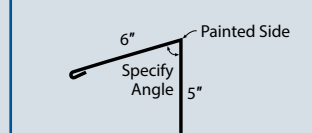
13" Step Ridge

26 ga. 55974xx 24 ga. 58974xx



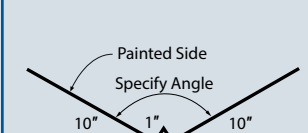
Peak

26 ga. 55022xx 24 ga. 58022xx



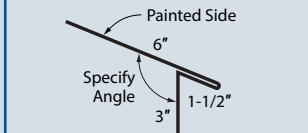
W-Valley

26 ga. 55018xx 24 ga. 57019xx



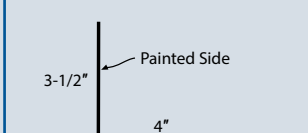
Extended Eave Trim

29 ga. 55073xx 26 ga. 58073xx



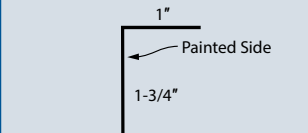
Rakewall Trim

26 ga. 55056xx 24 ga. 58056xx

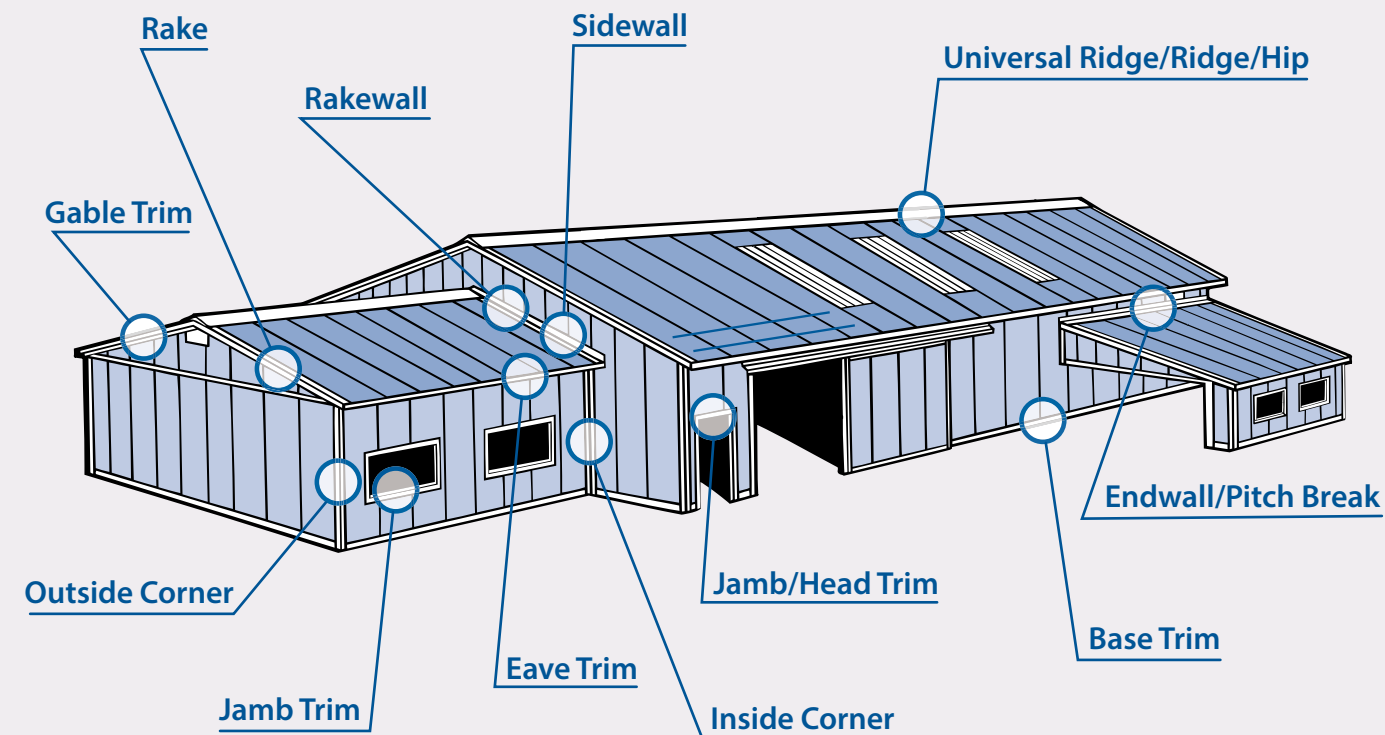


1.75" Z-Closure

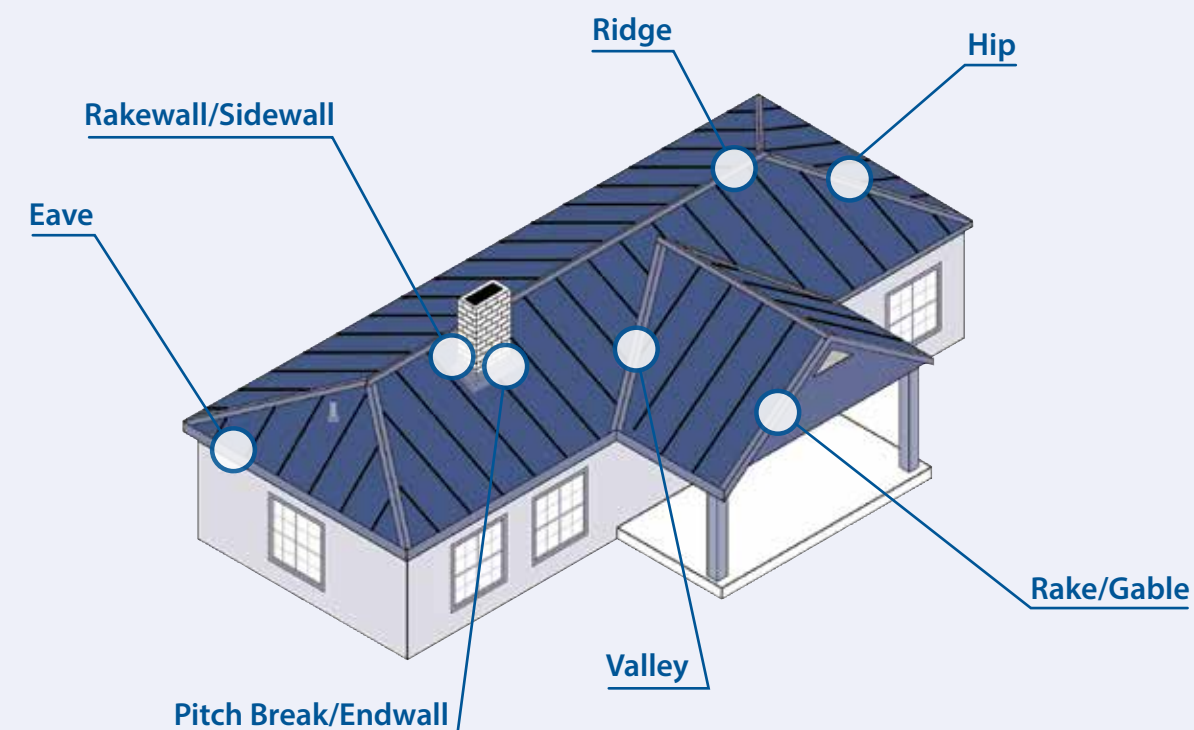
26 ga. 55702xx 24 ga. 58702xx



Agricultural / Lt. Commercial Trims



Residential / Architectural Trims



Exposed Fastener/Multi Purpose

Concealed Fastener

Panel, Color and Gauge Selector

Color Guide

Color (Color Code)	Pro-Panel II®		Classic Rib®		2.5" Corrugated		7/8" Corrugated		PBR-Panel		IC72-Panel		Image II™		Vertical Seam	
	26 Ga.	29 Ga.	26 Ga.	29 Ga.	26 Ga.	29 Ga.	26 Ga.	24 Ga.	26 Ga.	24 Ga.	26 Ga.	24 Ga.	26 Ga.	24 Ga.	26 Ga.	24 Ga.
Aged Copper (65)																
Antique Patina (M1)																
Ash Grey (25)	•	•	•	•			•	•	•	•	•	•	•	•	•	•
Black (06)	•	•	•	•					•	•	•	•	•	•	•	•
Brandywine (P8)											•	•	•	•	•	•
Brown (12)	•	•	•	•			•	•	•	•	•	•	•	•	•	•
Burgundy (15)	•	•	•	•			•	•	•	•	•	•	•	•	•	•
Burnished Slate (49)	•	•	•	•			•	•	•	•	•	•	•	•	•	•
Carlsbad Canyon (10)	•	•	•	•					•	•	•	•	•	•	•	•
Champagne Metallic (168)									•	•	•	•	•	•	•	•
Charcoal (17)	•	•	•	•			•	•	•	•	•	•	•	•	•	•
Classic Green (66)									•	•	•	•	•	•	•	•
Colonial Red (W75)									•	•	•	•	•	•	•	•
Copper Penny (W92)									•	•	•	•	•	•	•	•
Dark Bronze (50)									•	•	•	•	•	•	•	•
Felt Green (W66)									•	•	•	•	•	•	•	•
Fern Green (07)	•	•	•	•			•	•	•	•	•	•	•	•	•	•
Forest Green (26)	•	•	•	•			•	•	•	•	•	•	•	•	•	•
Galvalume (41)	•	•	•	•	•	•	•	•	•	•	•	•	•	•	•	•
Galvanized (00)	•	•	•	•	•	•	•	•	•	•	•	•	•	•	•	•
Hemlock Green (M7)									•	•	•	•	•	•	•	•
Khaki (88)									•	•	•	•	•	•	•	•
Light Stone (63)	•	•	•	•			•	•	•	•	•	•	•	•	•	•
Linen White (81)									•	•	•	•	•	•	•	•
Mansard Brown (133)									•	•	•	•	•	•	•	•
Matte Black (106)									•	•	•	•	•	•	•	•
Medium Bronze (H4)									•	•	•	•	•	•	•	•
Metallic Silver (K7)									•	•	•	•	•	•	•	•
Mistique Plus (W31)									•	•	•	•	•	•	•	•
Mocha Brown (13)	•	•	•	•			•	•	•	•	•	•	•	•	•	•
Mocha Tan (22)	•	•	•	•			•	•	•	•	•	•	•	•	•	•
Native Copper (190)	•	•	•	•			•	•	•	•	•	•	•	•	•	•
Ocean Blue (35)	•	•	•	•			•	•	•	•	•	•	•	•	•	•
Old Town Grey (W25)									•	•	•	•	•	•	•	•
Old Zinc Grey (W29)									•	•	•	•	•	•	•	•
Parchment (W74)									•	•	•	•	•	•	•	•
Patina Green (58/W58)	•	•	•	•			•	•	•	•	•	•	•	•	•	•
Patriot Red (73)	•	•	•	•			•	•	•	•	•	•	•	•	•	•
Polar White (80)	•	•	•	•			•	•	•	•	•	•	•	•	•	•
Red (24)	•	•	•	•			•	•	•	•	•	•	•	•	•	•
Regal Blue (W35)									•	•	•	•	•	•	•	•
River Teal (59)									•	•	•	•	•	•	•	•
Rustic Steel (W45)	•	•	•	•	•	•	•	•	•	•	•	•	•	•	•	•
Sandstone (W51)									•	•	•	•	•	•	•	•
Slate Grey (W29)									•	•	•	•	•	•	•	•
Snowdrift White (W81)									•	•	•	•	•	•	•	•
Tahoe Blue (W71)									•	•	•	•	•	•	•	•
Taupe (74)									•	•	•	•	•	•	•	•
Terra Cotta (W72)									•	•	•	•	•	•	•	•
Weathered Copper (W50)									•	•	•	•	•	•	•	•
White (30)	•	•	•	•			•	•	•	•	•	•	•	•	•	•

Inquire About Color Availability

Inquire About Color Availability

26 & 29 Gauge Colors



24 Gauge Colors



*Metallic Finish - Upcharge will apply
Representation of colors will vary due to printing limitations. Color Charts and Sample Color Chips are available upon request.

